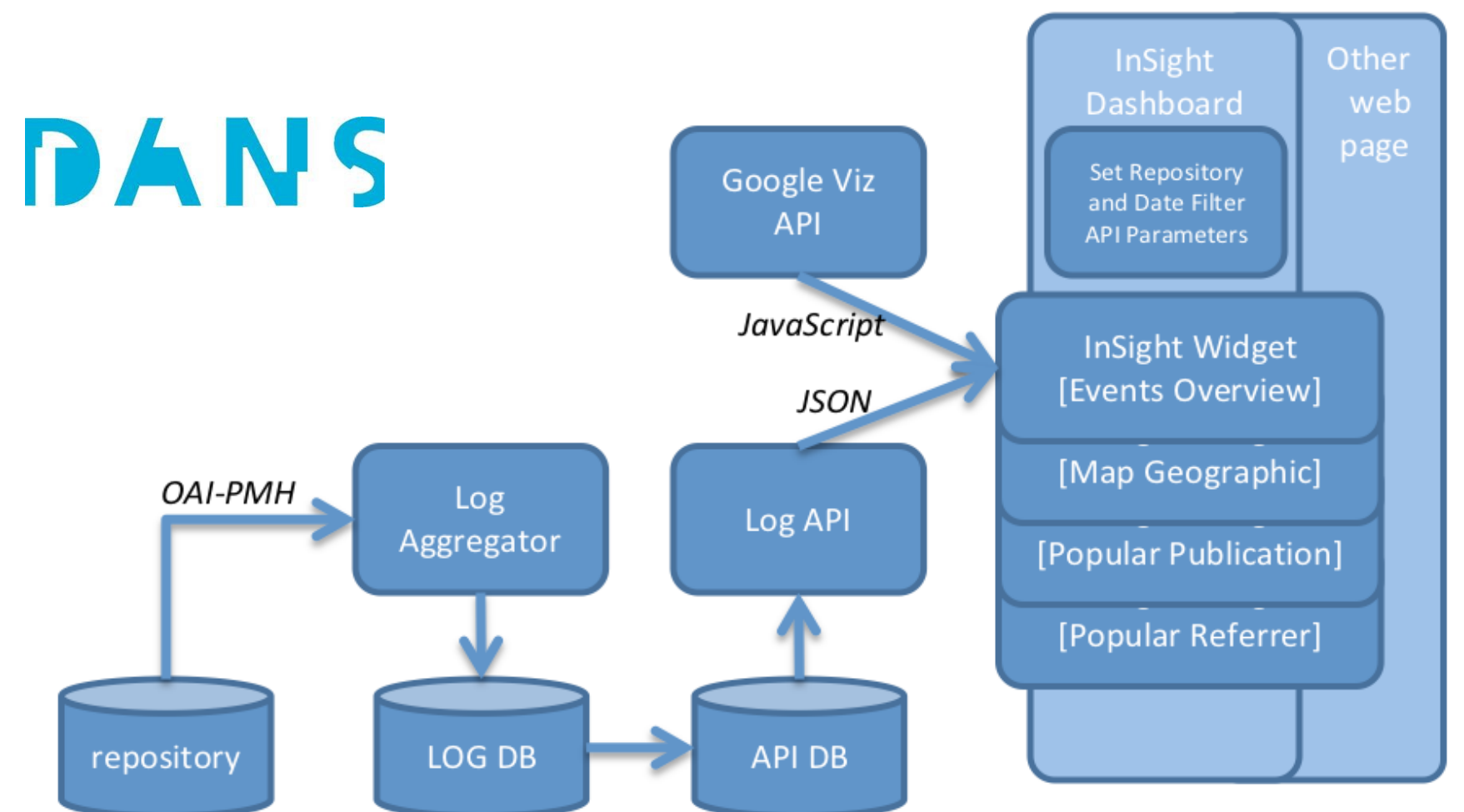
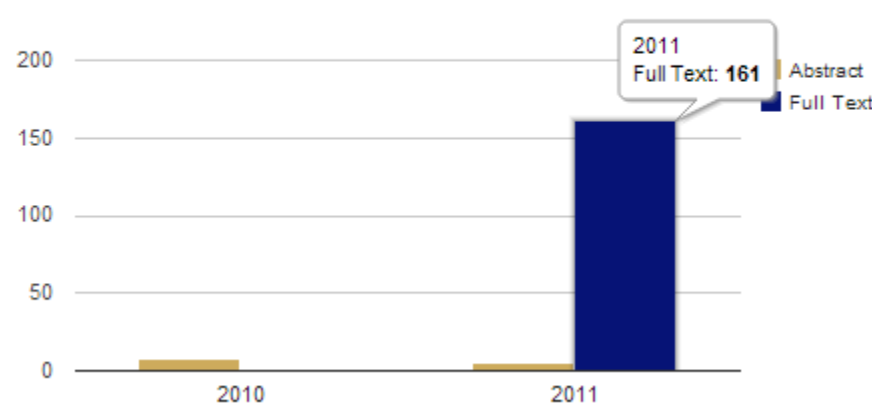


VISUALISING USAGE STATISTICS OF OPEN ACCESS PUBLICATIONS

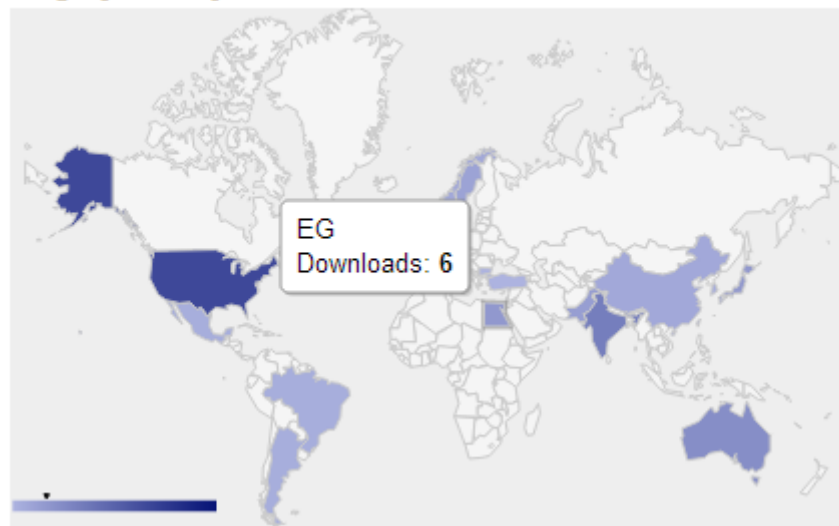
In the SURE project (Statistics on the Usage of REpositories), an infrastructure has been deployed on a national scale for the accumulation and the exchange of usage data of Open Access publications from Dutch institutional repositories. Usage data are transferred to a central database in a standardised way.



Number of viewed abstracts and full text documents [What is this?](#)



Geographical spread of the visitors [What is this?](#)



a number of dashboards were developed on which the usage data can be visualised in a variety of ways to the different stakeholders. On the NARCIS portal, the national gateway to scholarly information in the Netherlands, metrics can firstly be requested for individual publications. The dashboard will provide information about the full number of downloads, the geographic distribution and the referrers that were used.

By making use of Digital Author Identifiers (DAIs), metrics can be provided for individual authors and their publications.

Number of viewed abstracts and full text documents [What is this?](#)

| Title | Genre | OpenAccess | Abstract | Full Text |
|---|-----------|------------|----------|-----------|
| > Wie het eerst komt, wie het eerst maalt?... | article | ✓ | 2 | 8 |
| > Capaciteitsgebrek of gebruik?: een anal... | report | x | 2 | 0 |
| > Air network performance and hub competit... | article | ✓ | 1 | 34 |
| > Competitive position of primary airports... | article | x | 1 | 0 |
| > Airmet Conference 2008 special issue: th... | article | x | 1 | 0 |
| > Calculating load factors for the transat... | article | x | 1 | 0 |
| > Competitive position of Kansai Internati... | article | ✓ | 1 | 51 |
| > Op de lange baan?: Prognoses voor Gronin... | report | x | 1 | 0 |
| > Evaluatie Schipholbeleid: mainportontwik... | book | x | 1 | 0 |
| > De grenzen aan de concentratie in de luc... | book part | x | 1 | 0 |

With the support of *Knowledge Exchange*, a collaborative initiative for leading national science organisations in Europe, the results of the SURE project are aligned with those of similar projects in Germany, Belgium and the United Kingdom.



The dashboards will also become available in the form of widgets, which can be embedded in the interfaces of local repositories, institutional and personal web pages.



The SURE project was funded by SURFfoundation.

For more information, please visit

<http://www.surffoundation.nl/nl/projecten/Pages/SURE2.aspx>

<http://repositorymetrics.narcis.nl/about.php>

SURF

FOUNDATION